

# HIRING TRENDS REPORT

BRUCE GREY  
HURON PERTH

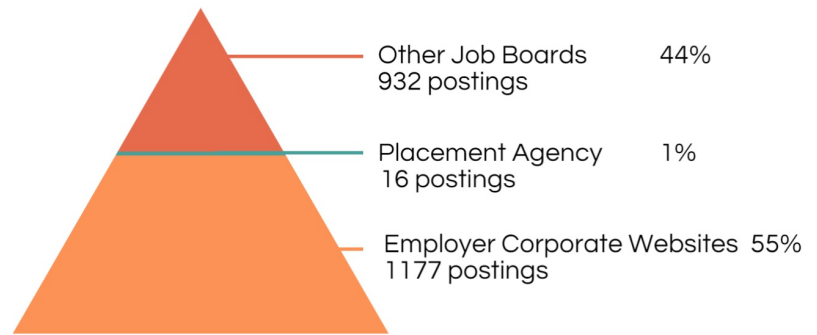
## OVERVIEW - JOBS DEMAND

This document provides a summary of the online jobs demand activity within Bruce, Grey, Huron and Perth counties during the reporting period of January 1 - March 31, 2017. These figures are derived from Vicinity Job's online reporting portal.



## Job Postings by Data Source

There were a total of 2125 jobs posted in Bruce, Grey, Huron and Perth counties between January 1 to March 31, 2017.



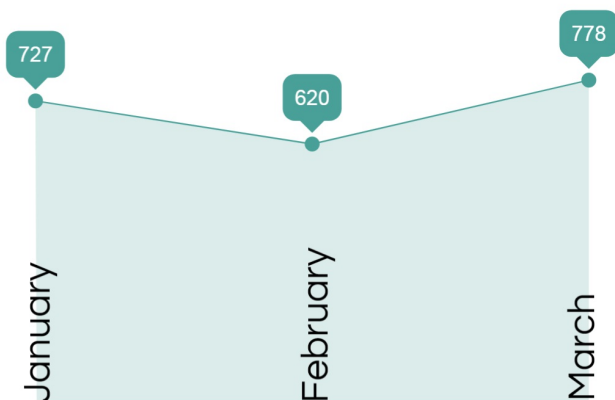
## Job Postings by County

Perth County saw the most job postings from January 1 - March 31, 2017. The county location of 14 job postings were unidentified.

**261 BRUCE**      **164 HURON**  
**728 GREY**      **958 PERTH**

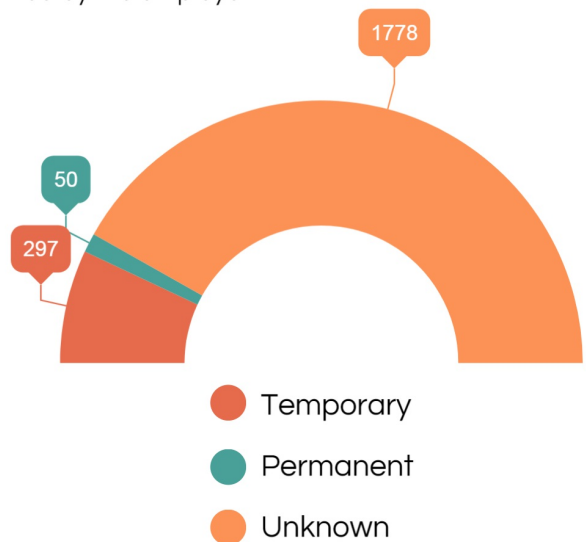
## Job Postings by Month

In the 1st Quarter of 2017, postings peaked in March at 778. Job postings were lowest in February at 620.



## Job Postings by Duration of Employment

This chart shows the number of jobs posted by duration of employment. Unknown positions are ones that duration was not identified by the employer.



## Top 10 Postings

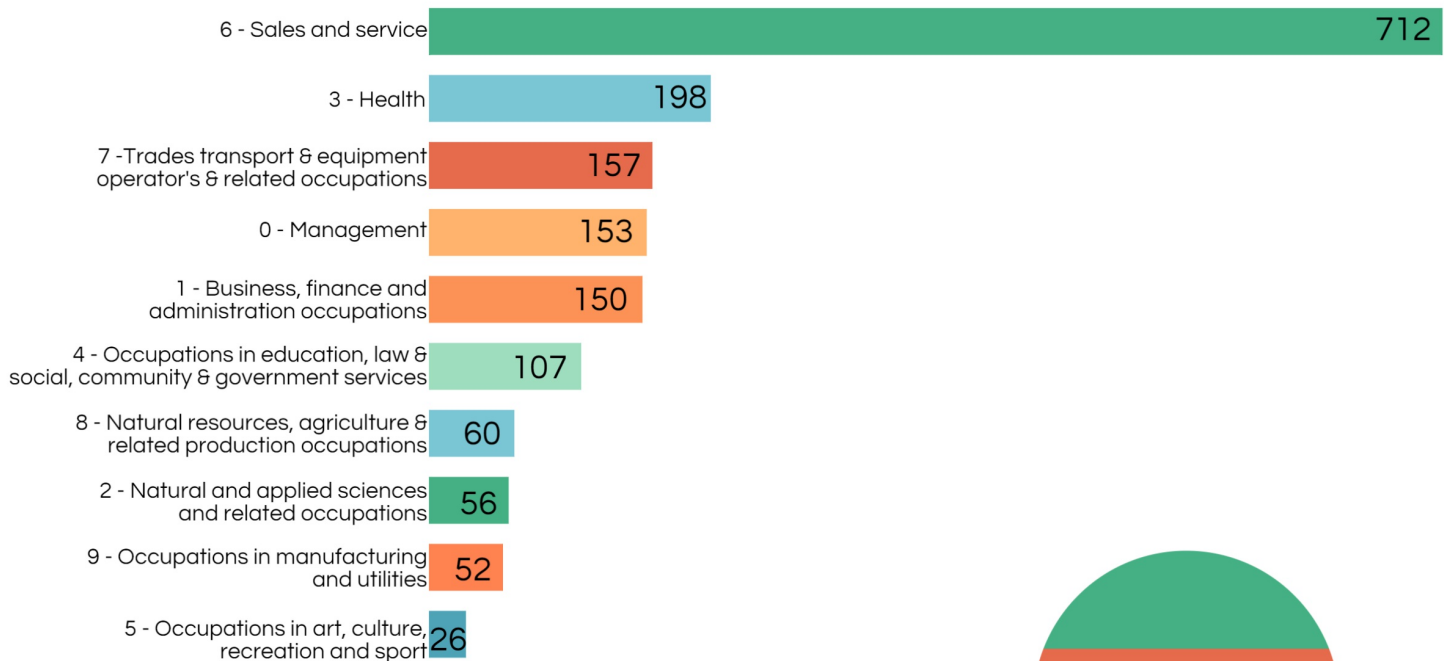
This table shows the 10 top occupations by 4 Digit NOC posted across Bruce, Grey, Huron and Perth for the 1st Quarter of 2017. The top 10 postings represent 734 jobs (out of 2125 total postings), or 35% of all postings.



Occupation	Number of Job Postings
1. Other customer and information services representatives	140
2. Other sales related occupations	138
3. Retail salespersons	96
4. Registered nurses and registered psychiatric nurses	79
5. Retail and wholesale trade managers	65
6. Sales and account representatives - wholesale trade (non-technical)	59
7. Home support workers, housekeepers and related occupations	51
8. Cooks	37
9. Cashiers	36
10. Financial sales representatives	33

## Job Postings by Major NOC Code

The table above shows the number of job postings in Bruce, Grey, Huron and Perth by Major National Occupational Classification (NOC) Code. There are a total of 1671 postings that could be associated with a NOC Code. There were a further 454 Job Titles that did not provide enough information to associate them with a NOC Code.



## Job Postings by Type

The chart on the right shows the number of jobs posted by type; Full-time, Part-time, Full/Part-time or Unknown. Unknown positions are ones that did not have any indication of what type they were.

